


OCEANA COUNTY 4-H MARKET LIVESTOCK
EDUCATIONAL NOTEBOOK/RECORD

HOG PROJECT- 2024

Ages 8 - 11



As a member of the 4-H Market Livestock Hog Project, you are required to submit your records as part of an educational notebook project in order to sell your animal at the 4-H Market Livestock Sale. **This notebook must be shown to the Oceana County 4-H Market Livestock Committee's Weighmaster at the time of weigh-in and then entered by you in the Educational Notebook Division of the Oceana County Fair on Entry Day.**

AGE: _____

Remember: The age you enter depends on how old you are or will be on Jan. 1, 2024

Number of years in project: _____

If you are a little buddy who is your big buddy: _____

Use this sheet as the first page of your project record book. Fill it out completely.

Please print or type neatly.

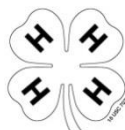
NAME _____

4-H CLUB _____

BREED _____

SWINE'S NAME _____

LOCATION WHERE ANIMAL IS RAISED _____



JUDGE'S SCORE/COMMENT SHEET

(PLEASE DO NOT REMOVE, PLACE THIS SHEET IN SHEET PROTECTOR OR GLUE TO COVER). This sheet must be kept free for the judge to write their comments.

This sheet should help each 4-H'er understand their ribbon placing.

A. **Specific educational value or worth**

All questions were answered completely

All calculations were correct

Calculations were incorrect

Questions were not answered (missed questions)

B. **Notebook contains all project records**

Notebook contained all project records and were fully completed

Notebook contained additional project related information (research materials etc.)

Project records were incomplete

There was no additional project related information

C. **Accuracy, neatness and general appearance**

Notebook was neat in appearance (typed/hand printed)

Notebook pages were clean and stain free

Notebook pages were in order and complete

Notebook was difficult to read and messy

Notebook had wrinkled and stained pages

Other Comments: _____

4-H MARKET LIVESTOCK HOG NOTEBOOK
AGES 8-11

TABLE OF CONTENTS

Please keep your notebook in Table of Contents order.

- 1) GENERAL GUIDELINE INFORMATION
- 2) JOURNAL OF CARE
- 3) PROJECT INFORMATION
- 4) SPECIFIC PROJECT KNOWLEDGE
 - a) Breed Scramble
 - b) Marketing
 - c) Parts of the Hog Identification
 - d) Fitting & Showing Your Hog
 - e) Wholesale Cuts
 - f) By-Products Word Search
- 5) YOUR PROJECT
 - a) My Project
 - b) 4-H Information & Activities
- 6) BUYERS NAMES
- 7) NON-CLUB/CLUB POINTS SHEETS
- 8) PICTURES OF YOUR PROJECT (1 page)

APPENDIXES (OPTIONAL):

- A. PICTURES OF YOUR PROJECT (additional pictures)
- B. FEED INFORMATION (example: feed labels etc.)
- C. ADDITIONAL INFORMATION ABOUT YOUR PROJECT
 - a. Information you found in reference materials
 - b. Information you located off the internet
 - c. Information gathered from your feed representative
Any other information
*** Include notes as to why you researched this information and found it valuable, link it to your project if possible.**

Note: Reference materials used for the specific project knowledge include:

- a. Extension publication 4-H 1064 – Your 4-H Market Hog Project
- b. 4-H Skills for Life Series (each leader should have a copy)

This record book is part of your 4-H Market Hog Project. By keeping records up-to-date you will be able to see how much progress you make as you set goals and work to accomplish them. Write neatly and clearly. Feel free to add extra pages.

PROJECT PICTURES

Pictures are a required part of this notebook. Taking pictures of your project animal throughout the project will indicate how your animal has grown and developed. Add pictures to your notebook on the last page and if you have additional pictures add them on a separate piece of paper at the end.

SCORING CRITERIA

The following breakdown will be used during the judging process of all market livestock notebooks.

A. Specific educational value or worth	30%
B. Creative way of showing what has been learned	10%
C. Notebook contains all project records	50%
D. Accuracy, neatness and general appearance	10%

The Oceana County 4-H Market Livestock Committee encourages 4-H leader and parent assistance with your project and project notebook. If you should have any questions, please contact the MSU Extension Office.

I, _____ assisted _____ in
 Parent/Leader/Adult Name 4-Her's Name
 understanding the questions and writing the answers. All answers are those of the 4-Her.

 Signature of person helping with notebook
If written help was needed

JOURNAL OF CARE

The 4-H Market Livestock Committee is **requiring all** 4-H Market Livestock members to complete the “Journal of Care”, so the judge may see the time, effort and care you have put into learning about your animal.

*** Include things such as walked, fed, washed, clipped, trimmed, foot care, health practices, medicines, general maintenance (cleaning living & feed area), halter broke, training, had vaccinated, etc. ***

MARCH - MAY

JUNE - AUGUST

I, _____, do attest and certify that this 4-Her has cared for
(property owner name-please print-if parent put parent's name)

animal in a responsible manner while housed on my property. I also understand that integrity & responsibility are important to this 4-H experience.

Signature of Property Owner or Parent
If housed on own property

Date

PROJECT INFORMATION

The start of the project will be the date the 4-Her placed the animal on feed, not any later than May 10th of the current year. The end of the project will be weigh-in day at the Fair.

Project Start Date May 10, 2024 Project End Date _____

Fair Haul In Day

What month was your pig born? _____ Gender of your pig _____

Please complete the following chart about your project.

4-H Tag Number	USDA Tag Number	Breed	Date of Purchase	Price or Value	Estimated Starting Weight	Ending/ Final Weight (FW)	Total Pounds Gained

Note: Total pounds gained = ending weight – starting weight

MONTHLY FEED RECORD & EXPENSES

Month	Type of feed used- (grain, roughage, etc.)	Supplements (if any used)	Amount (indicate lbs., etc.)	Cost or value of feed used for the month
April				
May				

MONTHLY FEED RECORD & EXPENSES (cont.)

Month	Type of feed used- (grain, roughage, etc.)	Supplements (if any used)	Amount (indicate lbs., etc.)	Cost or value of feed used for the month
June				
July				
August				
Column Total				

Total Feed Costs for Project \$ _____

PROJECT EFFICIENCY INFORMATION

Value/Cost of Animal at Time of Purchase = _____

$$\frac{\text{Total lbs. of Gain (from page 3)}}{\text{Days on Feed}} = \text{Average Daily Rate of Gain}$$

$$\frac{\text{Total Feed Cost}}{\text{Total lbs. of Gain}} = \text{Feed Cost per Lbs. of Gain}$$

$$\frac{\text{Total lbs. of Feed Fed}}{\text{Total lbs. of Gain}} = \text{Lbs. of Feed Fed per lb. of Gain}$$

$$\text{Total Feed Cost} + \text{Cost of Animal} + \text{Other Expenses} = \text{Total Project Expense (TE)}$$

Swine are sold by the pound at a Large Animal Sale Auction. Find out what bid price (per lb.) you need to get at the large market auction to **break even (BE)** on your market swine project.

$$\frac{\text{Total Expense (TE)}}{\text{Final Weight (FW)}} = \text{Break Even Price (BE)} \\ \text{(or total cost per lb. to raise your animal)}$$

What is the current selling price of swine (per lb.)? _____

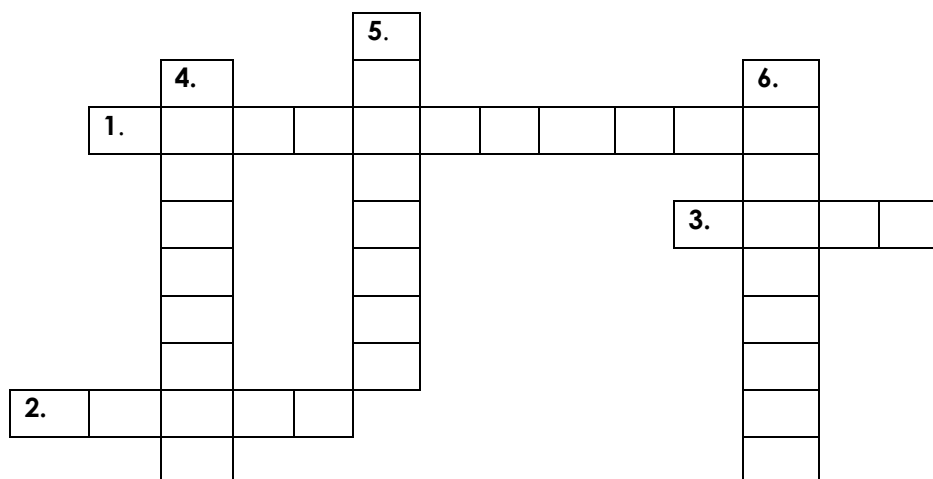
Where did you find the current selling price? _____
 (if your source was a person, ask them where they got this information)

Would you have been able to make a profit selling on the open market? _____

Why or why not? _____

KNOWING YOUR SWINE -PROJECT KNOWLEDGE

BREEDS- Fill in the crossword puzzle with the correct breed



WORD BANK

(not all breeds will be used)

- BERKSHIRE
- CHESTER WHITE
- DUROC
- HAMPSHIRE
- HEREFORD
- LANDRACE
- POLAND CHINA
- SPOT
- YORKSHIRE

ACROSS:

1. Black & white bodied with white nose, tail & feet. They have medium-sized, droopy ears & this breed stands as the embodiment of perfection in the swine industry.
2. Red pigs with dropping ears are the 2nd most recorded breed of swine in the US. Characteristics include the ability to produce large litter, longevity in the female line & lean gain efficiency.
3. White-bodied pigs have black spots & medium-sized droopy ears. They are popular with farms & commercial swine producers for their ability to transmit fast-gaining, feed efficient, meat qualities to their offspring.

DOWN:

4. White breed with erect ears this breed is the most recorded breed of swine in the US. They are muscular with a high proportion of lean meat & low backfat. The motto "The Mother Breed & a Whole Lot More" is used in describing them.
5. These white pigs with large drooping ears are the 4th most recorded breed in the US. The females are known for their ability to produce large litters and have outstanding maternal traits.
6. These black hogs have white belts across the shoulder, covering the front legs around the body. They have erect ears & are heavily muscled. They are the 3rd most recorded breed in the US.

MARKETING

One of the most important parts of any market animal project is marketing. This includes writing a letter, talking to buyers and making sure you thank your previous buyers in a timely fashion.

- What did you do to market your animal this year?
- If you have participated in a market livestock project before what did you do differently in marketing your animal this year?

Find, and circle, the following “4-H” words in the puzzle below

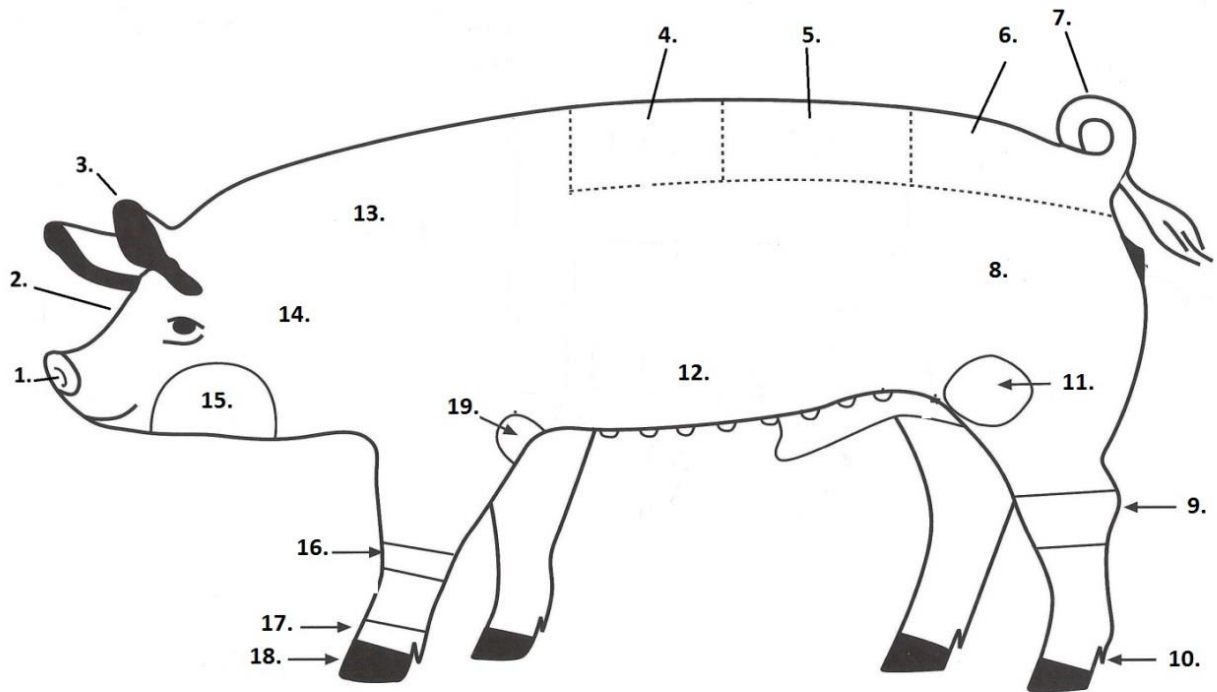
(they may be up, down, forwards or backwards)

S	T	C	F	O	P	S	V	M	E	T	A
A	Z	B	A	C	F	D	E	G	D	S	B
C	I	T	I	Z	E	N	S	H	I	P	U
O	J	L	R	N	O	A	P	E	W	O	S
M	W	E	N	A	R	H	E	A	W	R	O
M	L	V	E	R	I	N	E	D	S	T	A
U	R	E	S	P	E	C	T	L	A	S	Y
N	G	O	S	B	L	G	R	E	M	M	L
I	S	I	L	E	T	G	N	I	R	A	C
T	M	T	N	E	V	I	E	N	K	N	H
Y	O	S	C	E	A	V	N	T	A	S	A
H	A	U	R	T	S	I	H	E	L	H	R
B	T	R	A	E	H	N	Y	G	M	I	A
O	N	T	A	G	T	G	U	R	E	P	C
N	E	W	E	R	L	A	P	I	E	N	T
W	A	T	E	R	A	R	O	T	H	B	E
U	R	H	O	N	E	S	T	Y	K	E	R
E	P	M	A	K	H	G	R	E	A	H	B

<u>WORD BANK</u>
CARING
CHARACTER
CITIZENSHIP
COMMUNITY
FAIRNESS
GIVING
HANDS
HEAD
HEALTH
HEART
HONESTY
INTEGRITY
RESPECT
SPORTSMANSHIP
TRUST

PARTS OF THE HOG IDENTIFICATION

Ages 8 – 11 Identify 10 parts



This material is based upon work supported by Extension Service, United States Department of Agriculture, under special project number 93-EFSQ-4096
 Product distribution through the Ohio Agricultural Curriculum Materials Service

Figure 3.1
 Parts of the pig

Write the number next to the correct part listed below

- | | | |
|-------------------|------------|--------------------|
| _____ Back | _____ Ham | _____ Neck |
| _____ Belly | _____ Head | _____ Pastern |
| _____ Dewclaw | _____ Hock | _____ Rump |
| _____ Ear | _____ Jawl | _____ Stifle Joint |
| _____ Elbow | _____ Knee | _____ Shoulder |
| _____ Foot (Toes) | _____ Loin | _____ Snout |
| | | _____ Tail |

PROJECT KNOWLEDGE

1. What are 2 signs of a sick pig?

2. Name 4 swine by-products: _____

3. Name the 5 nutrient groups: _____

4. Which is the most important? _____

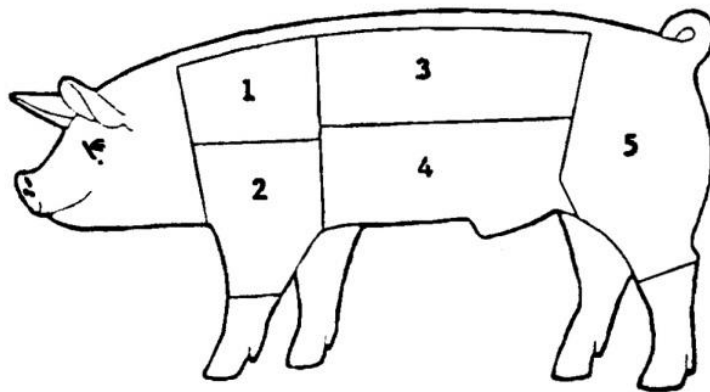
5. Name 2 Animal Agricultural Careers:

6. Name 4 pieces of equipment you will need for fitting & showing your swine:

WHOLESALE CUTS IDENTIFICATION

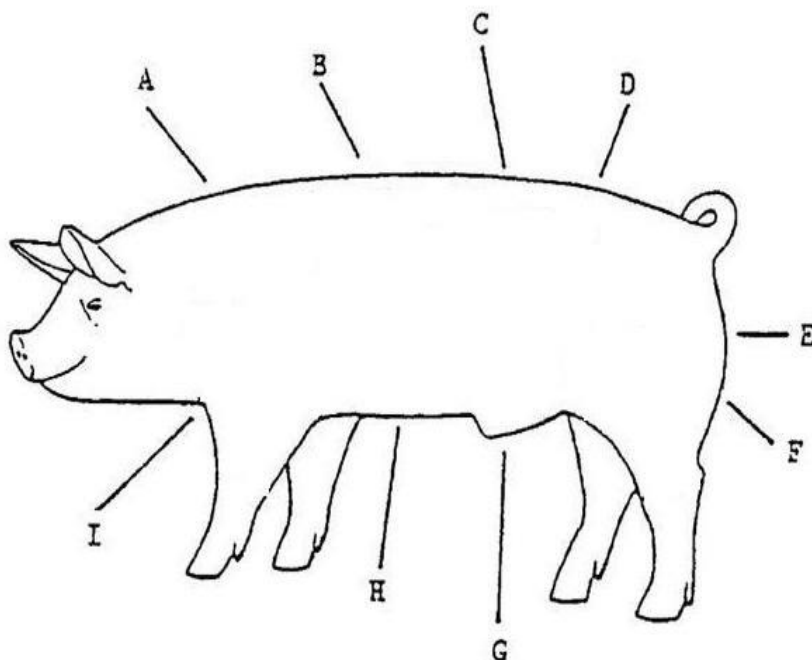
Fill in the numbers for the 5 cuts of pork in the spaces provided below:

___	Belly
___	Shoulder
___	Ham
___	Loin
___	Picnic Shoulder



RETAIL CUTS IDENTIFICATION

Fill in the letter of the retail cut next to the correct cut in the box.



___	Back ribs
___	Blade steak
___	Center cut chops
___	Fresh ham
___	Sliced bacon
___	Smoked ham
___	Smoked picnic
___	Spareribs
___	Tenderloin

SWINE BY-PRODUCTS WORD SEARCH

Find the swine by-products in the word search

Ages 8 – 11 find 8 words

A	Z	H	A	N	D	B	A	G	S
N	C	V	B	N	F	M	A	D	R
T	S	C	H	A	L	K	F	G	U
I	G	R	H	J	O	K	Y	L	B
F	L	A	S	N	O	T	T	U	B
R	Q	Y	W	E	R	R	T	E	E
E	S	O	T	Y	W	U	U	I	R
E	R	N	O	P	A	M	P	N	B
Z	E	S	V	S	X	C	X	Z	I
E	L	S	H	O	E	S	K	S	B
J	L	H	G	A	F	D	S	S	R
A	I	P	O	P	I	A	U	P	U
Y	K	T	R	G	L	O	V	E	S
W	D	Q	Z	G	X	C	B	T	H
C	E	M	E	N	T	N	M	F	A
S	E	D	F	G	H	J	K	O	L
Q	W	E	R	T	Y	U	I	O	O
M	A	T	C	H	E	S	P	D	M

Word Bank

Antifreeze
Crayons
Handbags
Rubber

Buttons
Floorwax
Matches
Soap

Brush
Glass
Pet Food
Shoes

Cement
Gloves
Putty
Weed Killer

Chalk
Glue

YOUR PROJECT

Please answer the following questions to the best of your ability.

1. What did you have the most fun doing with your project?

2. What was the hardest part of your project?

3. Will you do a swine project again?

Why or why not?

4-H INFORMATION



The 4-H Pledge

(Fill in the blanks)

I pledge...

My _____,

My _____,

My _____,

and My _____,

For my _____, my _____,

my _____, and my _____.

4-H Motto: _____

List 1 way that you helped or taught others this year:

4-H ACTIVITIES

Number of club meetings held: _____ Number you attended: _____

List any club activities in which you have:

- **participated in**
- **responsibilities which you have assumed**

(for example: Community service events, workshops, judging contest, clinics, offices held, parades representing 4-H, etc., if none, write none)

Activity	Date	Location	Placing, Position or Comments

POTENTIAL BUYERS NAMES

As part of your 4-H Market Livestock Project, you must personally contact at least 3 (three) potential buyers before the Oceana County Fair. You are encouraged to try to seek at least 1 new buyer that have not been asked or submitted before. **Three different buyers than those of your siblings are required, in the market livestock project.** Please confirm with your buyers their accurate mailing address (example: post office box vs. a street address). The information on page 16 must be completed and taken to the Oceana County MSU Extension Office on or before the due date where it will be **copied** and used to send out letters to your potential buyers. This page will remain in your notebooks. This is a Market Livestock Committee rule. Failure to comply will result in not being able to sell your animal in the 4-H Market Livestock Sale.

4-H MARKET LIVESTOCK POTENTIAL BUYER'S LIST
SWINE PROJECT (AGES 8-11)

Name _____ Club _____
Please print business names and complete addresses clearly.

1. Contact Name _____
Business Name _____
Mailing Address _____ City _____ Zip _____
Phone _____ After Hours Phone _____
Mailing Preference (Please Check One): Email _____ Postal Delivery _____
Email _____
Signature _____

2. Contact Name _____
Business Name _____
Mailing Address _____ City _____ Zip _____
Phone _____ After Hours Phone _____
Mailing Preference (Please Check One): Email _____ Postal Delivery _____
Email _____
Signature _____

3. Contact Name _____
Business Name _____
Mailing Address _____ City _____ Zip _____
Phone _____ After Hours Phone _____
Mailing Preference (Please Check One): Email _____ Postal Delivery _____
Email _____
Signature _____

(Must be stamped by the MSU Extension Office)

2024-Hog Record Book (12-14)

PAGE 17

If you would like to contact additional buyers you can use this page. If not please throw this page out.

Contact Name _____

Business Name _____

Mailing Address _____ City _____ Zip _____

Phone _____ After Hours Phone _____

Mailing Preference (Please Check One): Email _____ Postal Delivery _____

Email _____

Signature _____

Contact Name _____

Business Name _____

Mailing Address _____ City _____ Zip _____

Phone _____ After Hours Phone _____

Mailing Preference (Please Check One): Email _____ Postal Delivery _____

Email _____

Signature _____

Contact Name _____

Business Name _____

Mailing Address _____ City _____ Zip _____

Phone _____ After Hours Phone _____

Mailing Preference (Please Check One): Email _____ Postal Delivery _____

Email _____

Signature _____

YOUR PROJECT PICTURES

(Please use this page for your project pictures. If you have more than 1 page of pictures please use the appendix section to include those pictures. The judges like if you caption your photos so they know what they are viewing)

NON-CLUB POINTS

8 YEARS OLD & UP MUST COMPLETE- MARKET LIVESTOCK ANIMAL ASSOCIATION PROJECT ATTENDANCE RECORD
(This must be filled out before presenting for signatures at the office.)

MEETING NAME	LOCATION	DATE	POINTS	SIGNATURE OF LEADER, SUPERINTENDENT OR MSU STAFF

Please note: This form must be included with your record notebook and turned into the weigh master on entry day of the Fair. **BEFORE SEEKING SIGNATURES AT MSU EXTENSION – MEETING NAME AND DATE MUST BE COMPLETED** You need to accumulate **nine (9) points** to be allowed to sell your animal. **Six (6)** of these **nine (9) points** must come from club meetings. The **three (3)** non-club points must be earned from attending various 4-H events and activities. See your leader, the MSUE office, or https://www.canr.msu.edu/oceana/oceana_county_4_h/oceana_4_h_market_livestock for a listing of approved nonclub points.

CLUB POINTS

MARKET LIVESTOCK ATTENDANCE RECORD- ALL AGES MUST COMPLETE

MEETING NAME	LOCATION	DATE	POINTS	SIGNATURE OF LEADER, SUPERINTENDENT OR MSU STAFF

Please note: This form must be included with your record notebook and turned into the weigh master on entry day of the Fair. You need to accumulate **nine (9) points** to be allowed to sell your animal. **Six (6)** of these **nine (9) points** must come from club meetings. The **three (3)** non-club points must be earned from attending various 4-H events and activities.